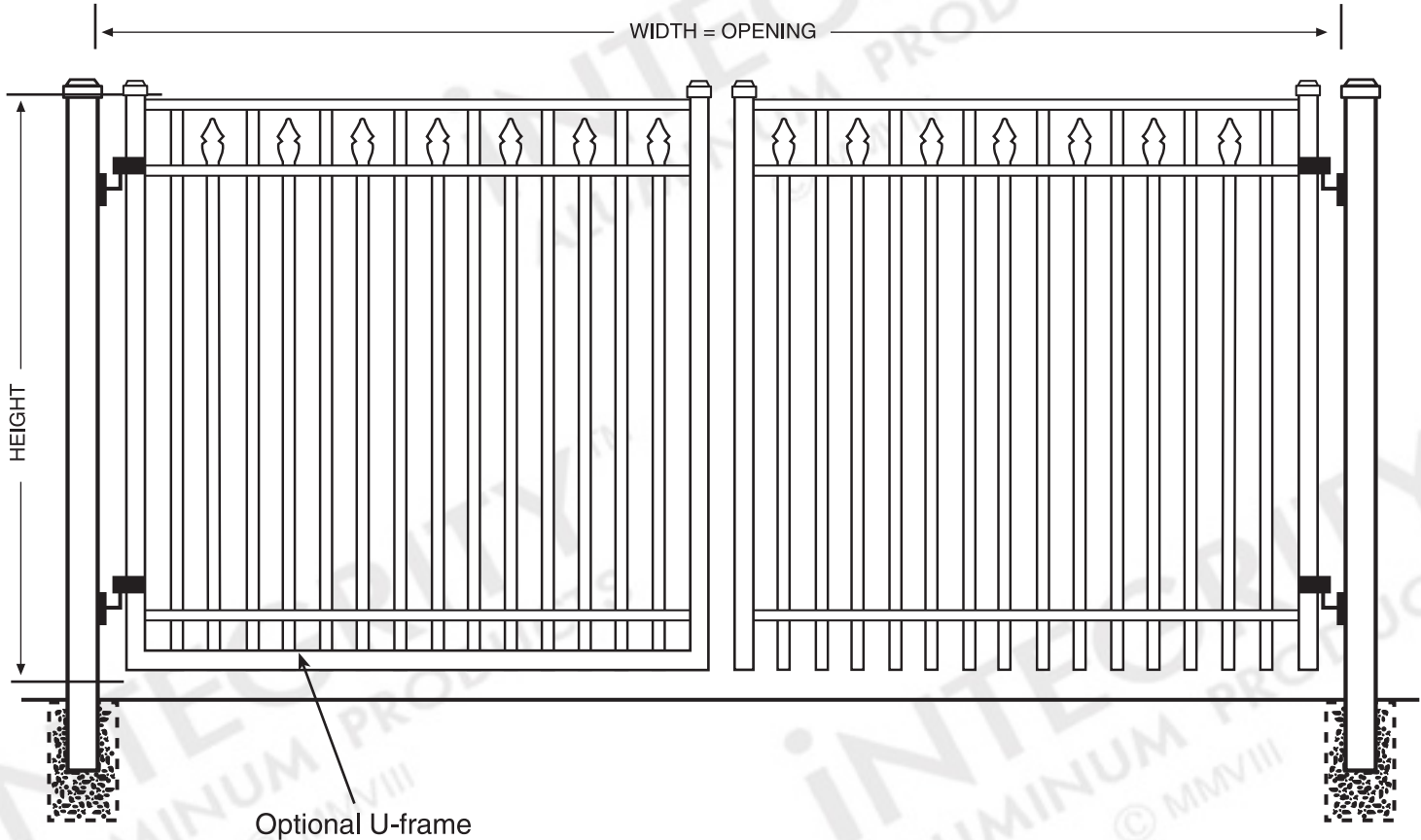


INTEGRITY
ALUMINUM PRODUCTS
800.762.8876



SANIBEL™ Classic™ Driveway Gate

DIMENSIONS

The height and width dimensions for this gate are available in standardized one-foot increments but can be customized to meet unique requirements.

CONFIGURATION

This Classic™ Driveway Gate can be constructed as a single-leaf gate up to 6' in width. An optional U-frame or Mid-rail is also available.

HARDWARE

Standard Lokk-Latch®, aluminum hinges, and drop rod included with each Classic™ Driveway gate. Upgrades are available.


SPECIFICATIONS

RESIDENTIAL GRADE

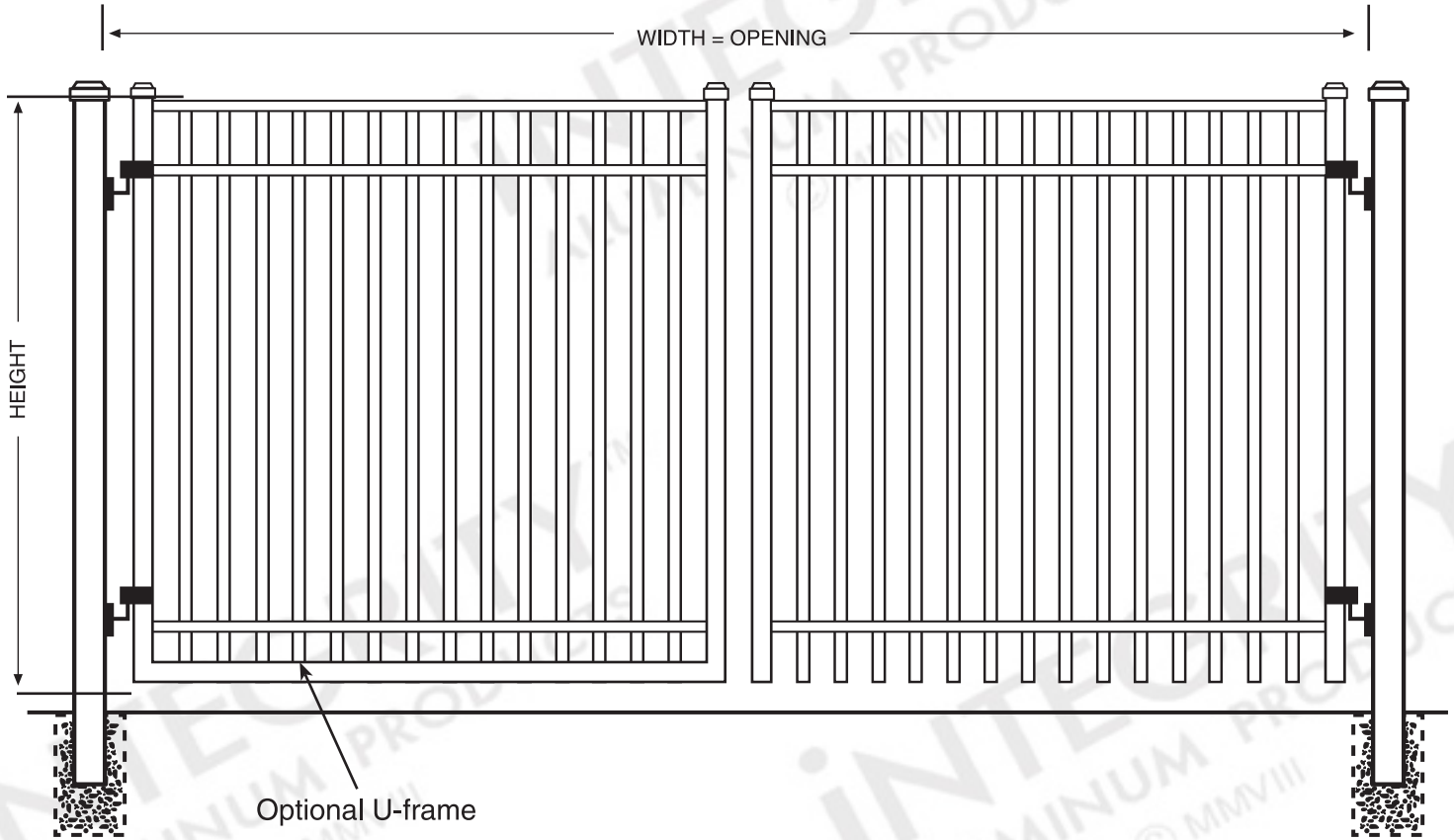
Posts Available	2" x 2" x .060 Wall 2" x 2" x .080 Wall 2" x 2" x .125 Wall 2½" x 2½" x .100 Wall
Gate Frame Uprights	2" x 2" x .080 Wall
Horizontal Rails Side Walls Top Walls	1⅛" x 1" .082" .062"
Vertical Pickets Standard Spacing Extreme Spacing	5/8" x 5/8" x .055 Wall 3 ¹³ / ₁₆ " 1 ⁵ / ₈ " Available
Heights Available	Up to 6'
Widths Available	Up to 12'

All Specifications Are Nominal





iNTEGRITYTM
 ALUMINUM PRODUCTS
 800.762.8876



SAN MARINOTM ClassicTM Driveway Gate

DIMENSIONS

The height and width dimensions for this gate are available in standardized one-foot increments but can be customized to meet unique requirements.

CONFIGURATION

This ClassicTM Driveway Gate can be constructed as a single-leaf gate up to 6' in width. An optional U-frame or Mid-rail is also available.

HARDWARE

Standard Lokk-Latch®, aluminum hinges, and drop rod included with each ClassicTM Driveway gate. Upgrades are available.

SPECIFICATIONS


RESIDENTIAL GRADE

Posts Available	2" x 2" x .060 Wall 2" x 2" x .080 Wall 2" x 2" x .125 Wall 2½" x 2½" x .100 Wall
Gate Frame Uprights	2" x 2" x .080 Wall
Horizontal Rails Side Walls Top Walls	1⅛" x 1" .082" .062"
Vertical Pickets Standard Spacing Extreme Spacing	5⁄8" x 5⁄8" x .055 Wall 3 ¹³ / ₁₆ " 1 ⁵ / ₈ " Available
Heights Available	Up to 6'
Widths Available	Up to 12'

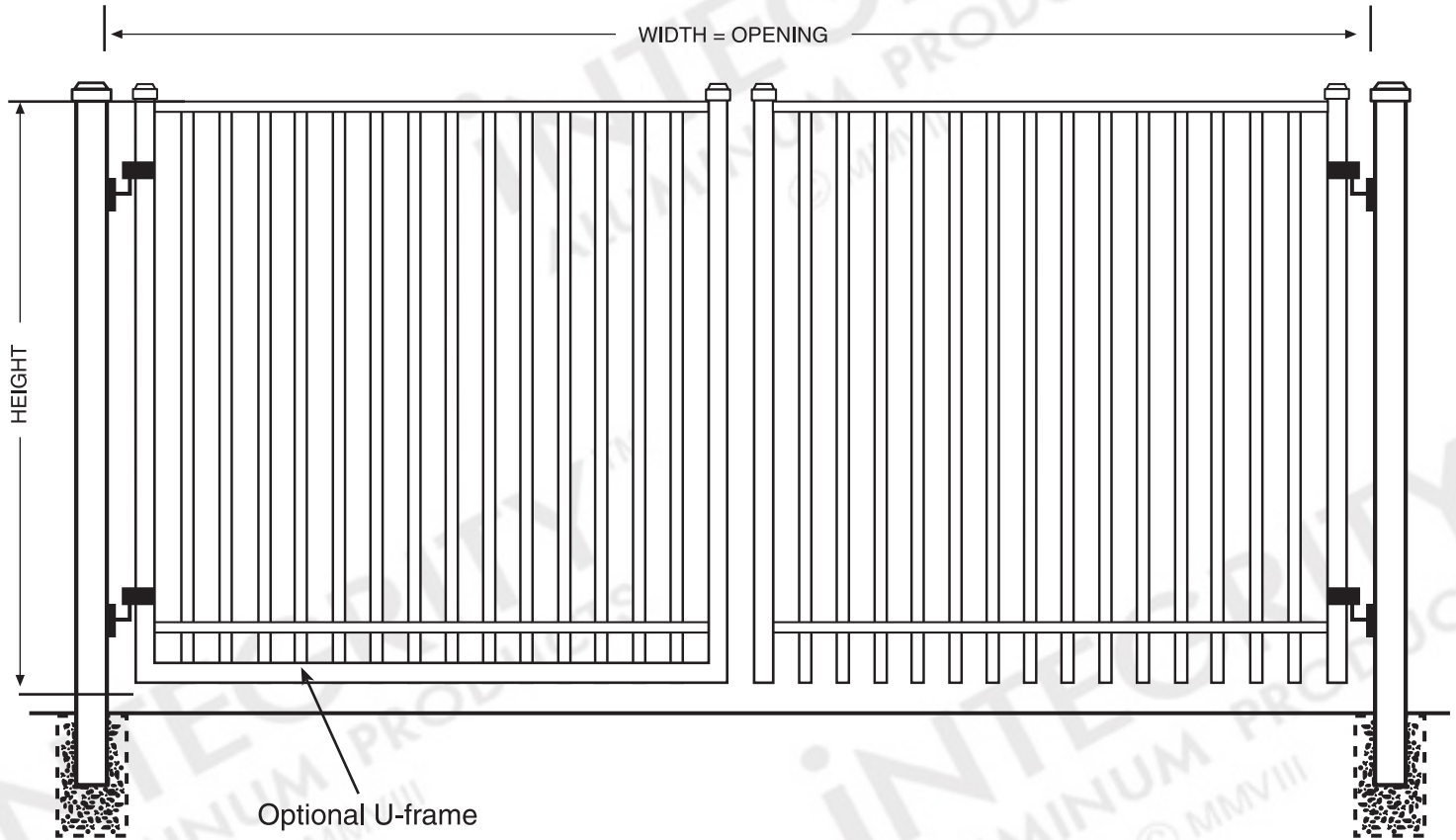
All Specifications Are Nominal



© 2009 Integrity Aluminum Products. Above schematic is intended as a representation only and is not to scale. www.integrityaluminumproducts.com



iNTEGRITY™
 ALUMINUM PRODUCTS
 800.762.8876



VENTURA™ Classic™ Driveway Gate

DIMENSIONS

The height and width dimensions for this gate are available in standardized one-foot increments but can be customized to meet unique requirements.

CONFIGURATION

This Classic™ Driveway Gate can be constructed as a single-leaf gate up to 6' in width. An optional U-frame or Mid-rail is also available.

HARDWARE

Standard Lokk-Latch®, aluminum hinges, and drop rod included with each Classic™ Driveway gate. Upgrades are available.


SPECIFICATIONS

RESIDENTIAL GRADE

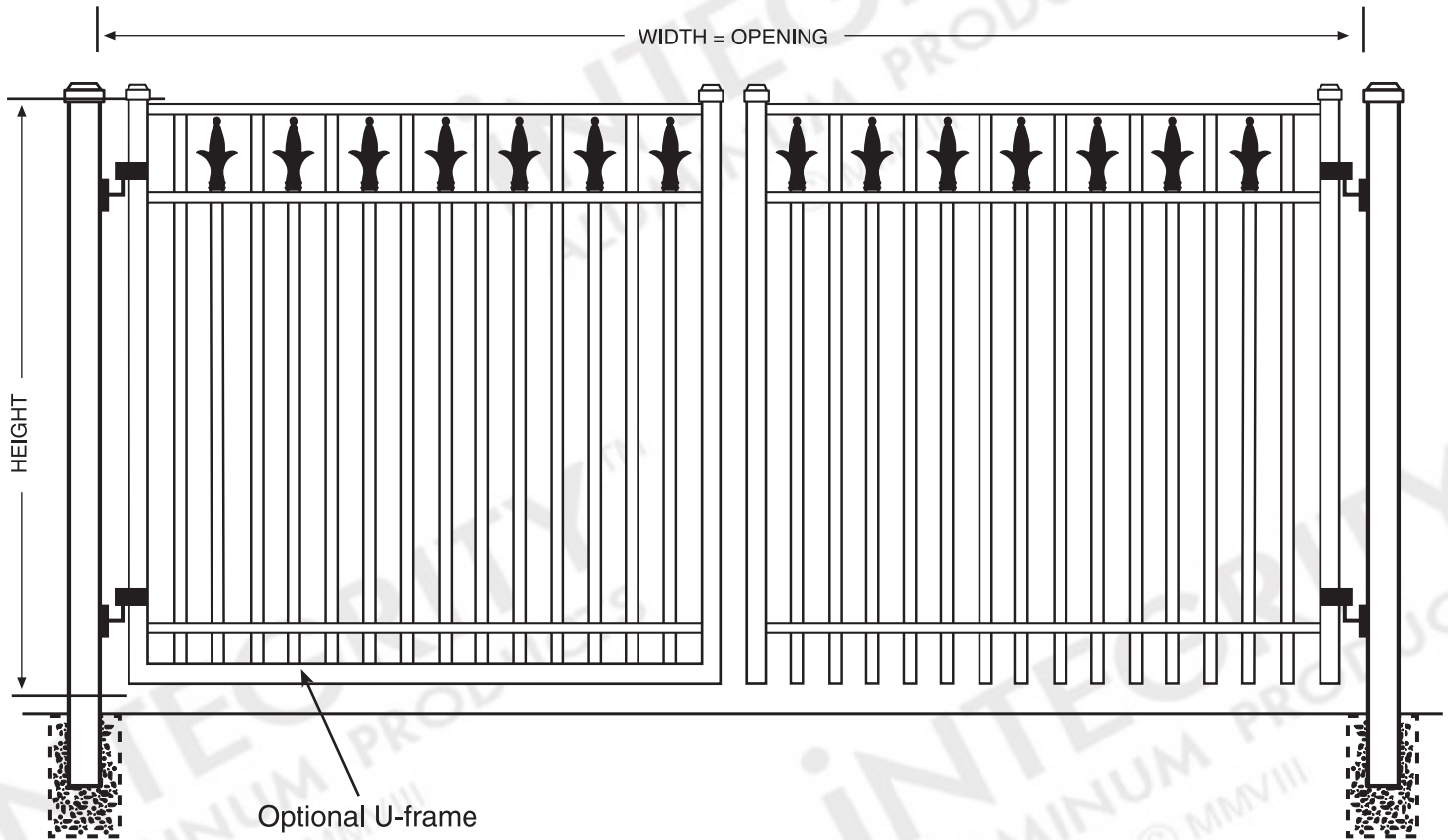
Posts Available	2" x 2" x .060 Wall 2" x 2" x .080 Wall 2" x 2" x .125 Wall 2½" x 2½" x .100 Wall
Gate Frame Uprights	2" x 2" x .080 Wall
Horizontal Rails Side Walls Top Walls	1⅛" x 1" .082" .062"
Vertical Pickets Standard Spacing Extreme Spacing	5/8" x 5/8" x .055 Wall 3 ¹³ / ₁₆ " 1 ⁵ / ₈ " Available
Heights Available	Up to 6'
Widths Available	Up to 12'

All Specifications Are Nominal





iNTEGRITYTM
 ALUMINUM PRODUCTS
 800.762.8876



NEW ORLEANSTM ClassicTM Driveway Gate

DIMENSIONS

The height and width dimensions for this gate are available in standardized one-foot increments but can be customized to meet unique requirements.

CONFIGURATION

This ClassicTM Driveway Gate can be constructed as a single-leaf gate up to 6' in width. An optional U-frame or Mid-rail is also available.

HARDWARE

Standard Lokk-Latch®, aluminum hinges, and drop rod included with each ClassicTM Driveway gate. Upgrades are available.

SPECIFICATIONS


RESIDENTIAL GRADE

Posts Available	2" x 2" x .060 Wall 2" x 2" x .080 Wall 2" x 2" x .125 Wall 2½" x 2½" x .100 Wall
Gate Frame Uprights	2" x 2" x .080 Wall
Horizontal Rails Side Walls Top Walls	1⅛" x 1" .082" .062"
Vertical Pickets Standard Spacing Extreme Spacing	5/8" x 5/8" x .055 Wall 3 ¹³ / ₁₆ " 1 ⁵ / ₈ " Available
Heights Available	Up to 6'
Widths Available	Up to 12'

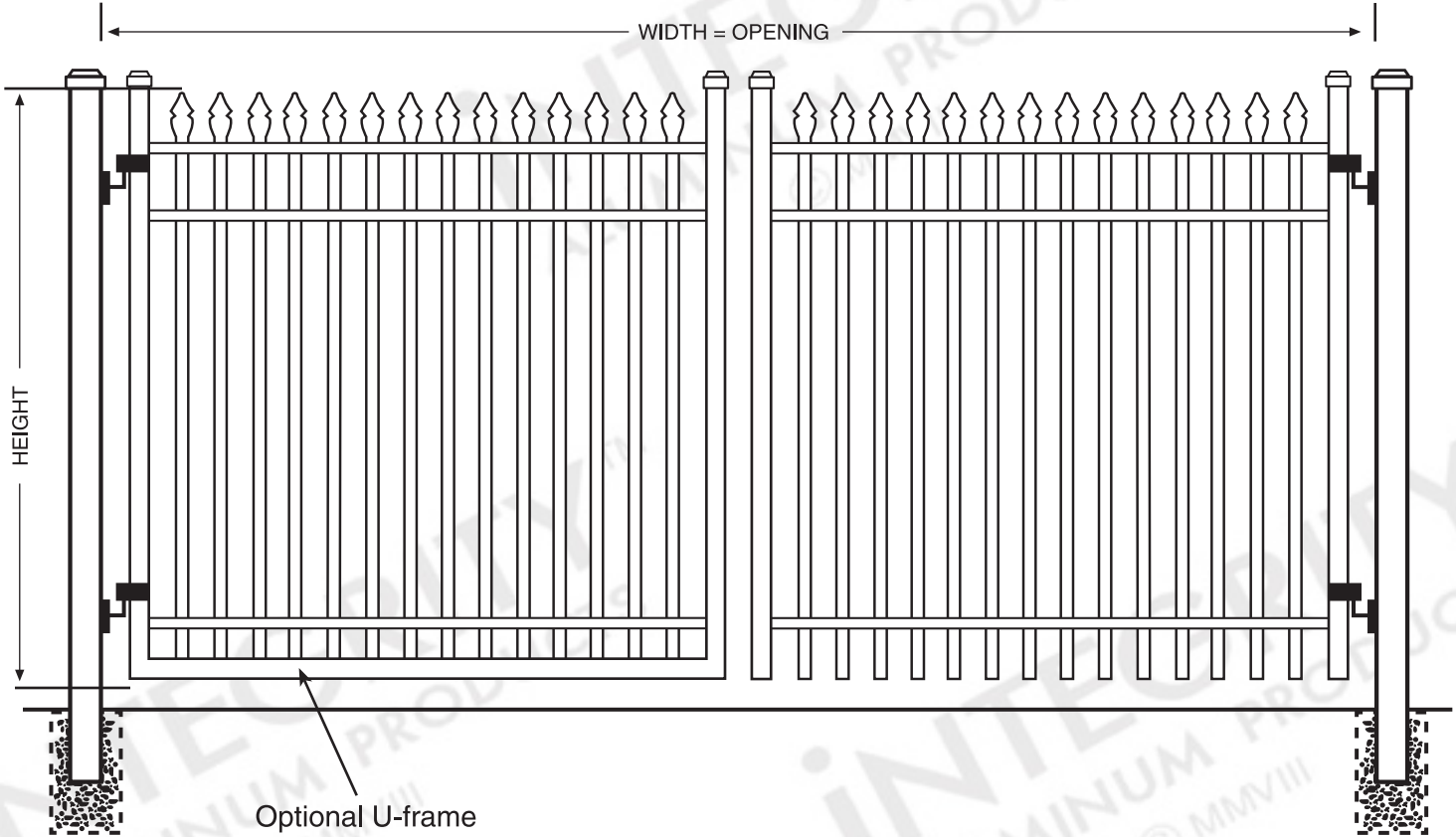
All Specifications Are Nominal



© 2009 Integrity Aluminum Products. Above schematic is intended as a representation only and is not to scale. www.integrityaluminumproducts.com



iNTEGRITY™
ALUMINUM PRODUCTS
 800.762.8876



BELLA VISTA™ Classic™ Driveway Gate

DIMENSIONS

The height and width dimensions for this gate are available in standardized one-foot increments but can be customized to meet unique requirements.

CONFIGURATION

This Classic™ Driveway Gate can be constructed as a single-leaf gate up to 6' in width. An optional U-frame or Mid-rail is also available.

HARDWARE


Standard Lokk-Latch®, aluminum hinges, and drop rod included with each Classic™ Driveway gate. Upgrades are available.

SPECIFICATIONS

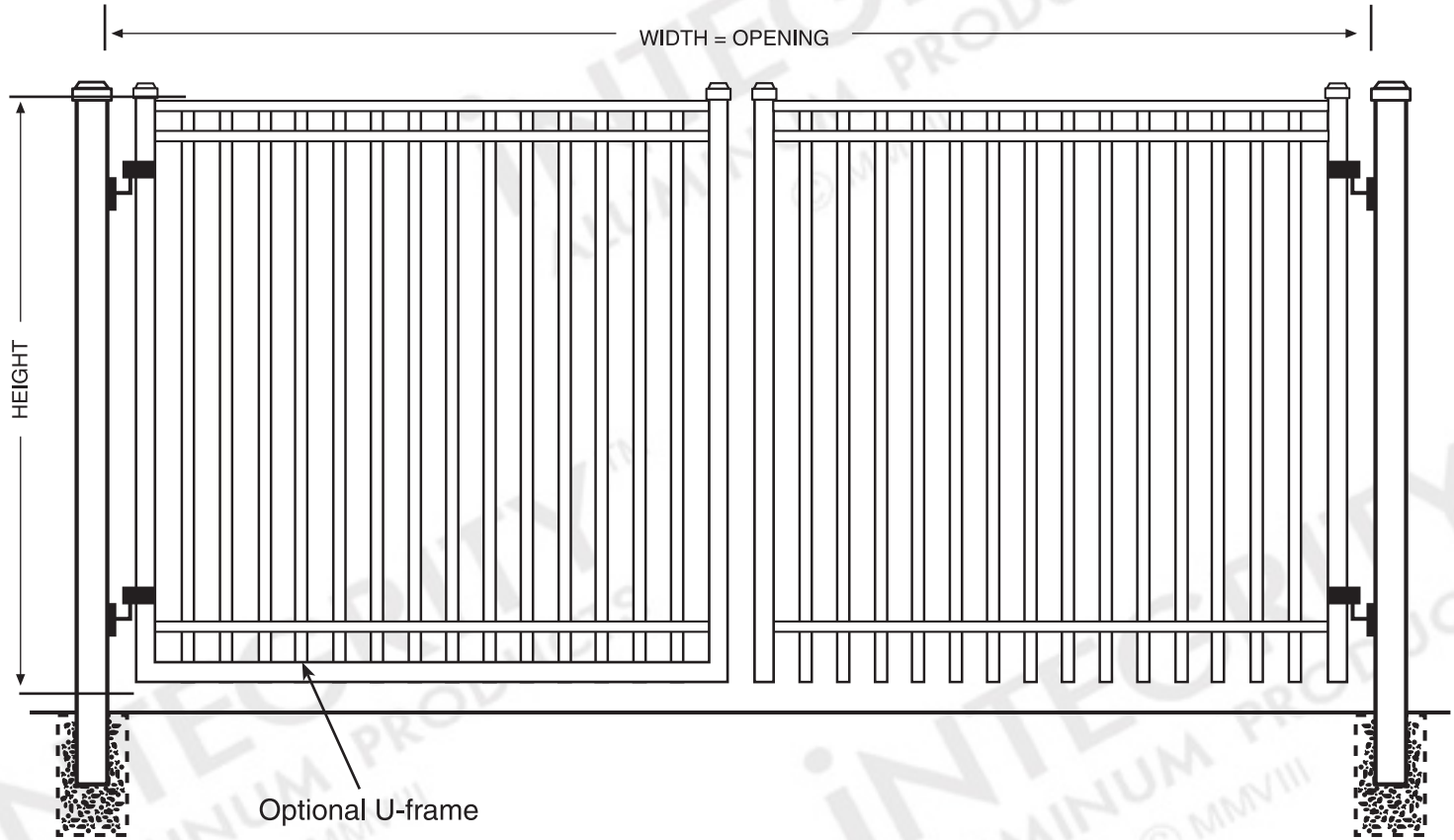
RESIDENTIAL GRADE

Posts Available	2" x 2" x .060 Wall 2" x 2" x .080 Wall 2" x 2" x .125 Wall 2½" x 2½" x .100 Wall
Gate Frame Uprights	2" x 2" x .080 Wall
Horizontal Rails Side Walls Top Walls	1⅛" x 1" .082" .062"
Vertical Pickets Standard Spacing Extreme Spacing	5/8" x 5/8" x .055 Wall 3 ¹³ / ₁₆ " 1 ⁵ / ₈ " Available
Heights Available	Up to 6'
Widths Available	Up to 12'
All Specifications Are Nominal	





iNTEGRITY™
ALUMINUM PRODUCTS
 800.762.8876



BOCA GRANDE™ Classic™ Driveway Gate

DIMENSIONS

The height and width dimensions for this gate are available in standardized one-foot increments but can be customized to meet unique requirements.

CONFIGURATION

This Classic™ Driveway Gate can be constructed as a single-leaf gate up to 6' in width. An optional U-frame or Mid-rail is also available.

HARDWARE

Standard Lokk-Latch®, aluminum hinges, and drop rod included with each Classic™ Driveway gate. Upgrades are available.

SPECIFICATIONS


RESIDENTIAL GRADE

Posts Available	2" x 2" x .060 Wall 2" x 2" x .080 Wall 2" x 2" x .125 Wall 2½" x 2½" x .100 Wall
Gate Frame Uprights	2" x 2" x .080 Wall
Horizontal Rails Side Walls Top Walls	1⅛" x 1" .082" .062"
Vertical Pickets Standard Spacing Extreme Spacing	5/8" x 5/8" x .055 Wall 3 ¹³ / ₁₆ " 1 ⁵ / ₈ " Available
Heights Available	Up to 6'
Widths Available	Up to 12'

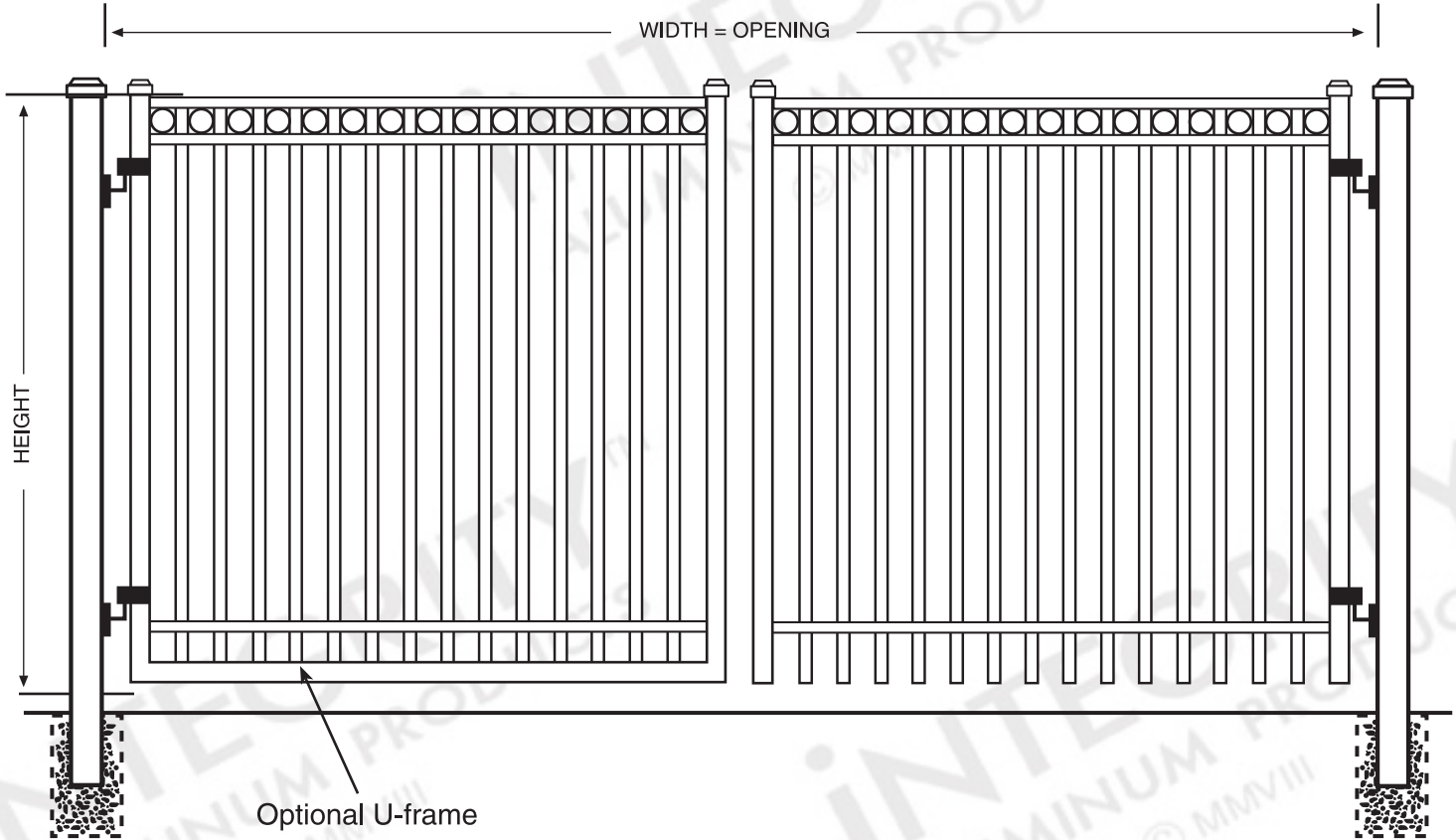
All Specifications Are Nominal



© 2009 Integrity Aluminum Products. Above schematic is intended as a representation only and is not to scale. www.integrityaluminumproducts.com



INTEGRITY
ALUMINUM PRODUCTS
800.762.8876



NAPA VALLEY™ Classic™ Driveway Gate

DIMENSIONS

The height and width dimensions for this gate are available in standardized one-foot increments but can be customized to meet unique requirements.

CONFIGURATION

This Classic™ Driveway Gate can be constructed as a single-leaf gate up to 6' in width. An optional U-frame or Mid-rail is also available.

HARDWARE


Standard Lokk-Latch®, aluminum hinges, and drop rod included with each Classic™ Driveway gate. Upgrades are available.

SPECIFICATIONS

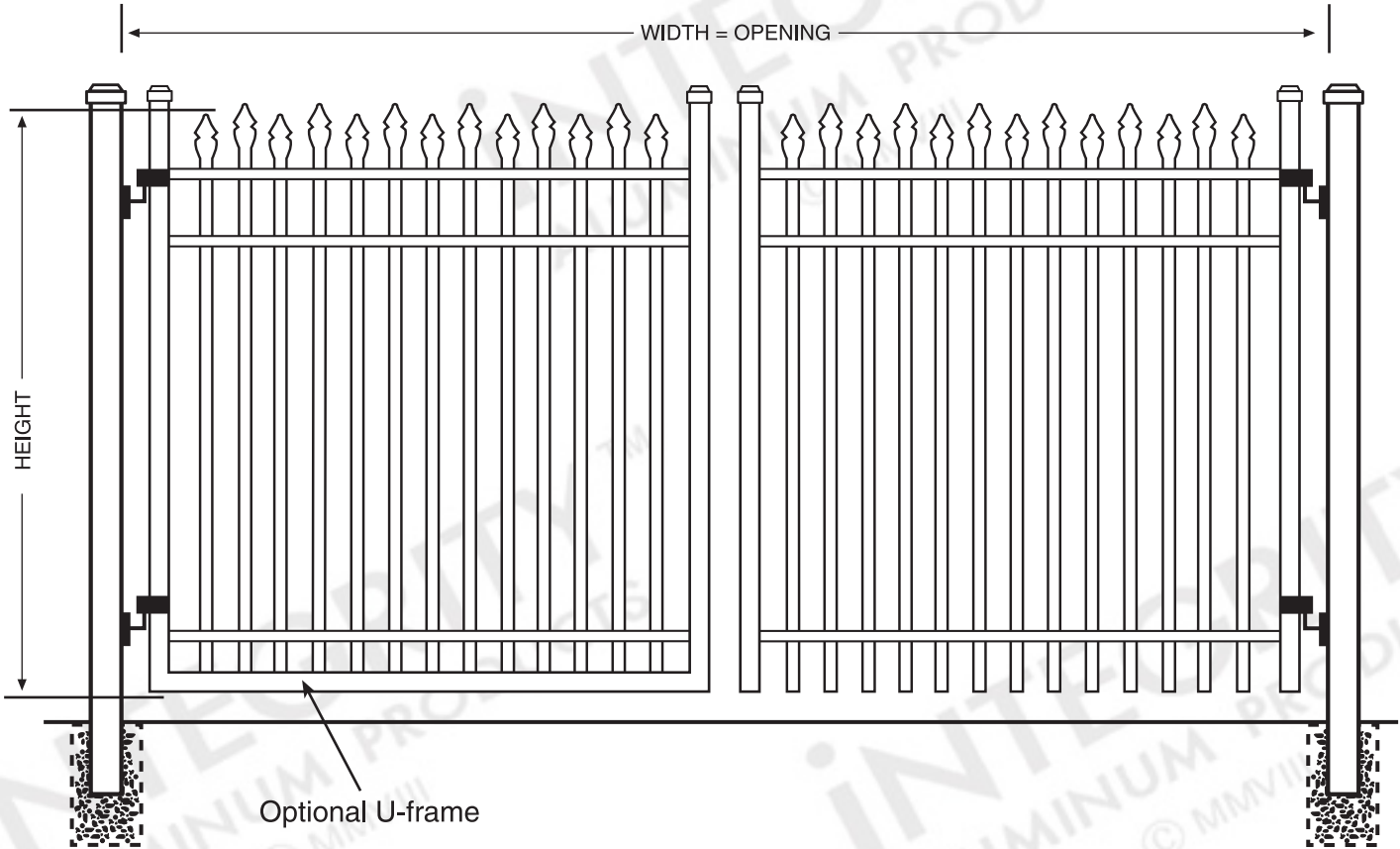
RESIDENTIAL GRADE

Posts Available	2" x 2" x .060 Wall 2" x 2" x .080 Wall 2" x 2" x .125 Wall 2½" x 2½" x .100 Wall
Gate Frame Uprights	2" x 2" x .080 Wall
Horizontal Rails Side Walls Top Walls	1⅛" x 1" .082" .062"
Vertical Pickets Standard Spacing Extreme Spacing	5/8" x 5/8" x .055 Wall 3 ¹³ / ₁₆ " 1 ⁵ / ₈ " Available
Heights Available	Up to 6'
Widths Available	Up to 12'
All Specifications Are Nominal	





INTEGRITYTM
 ALUMINUM PRODUCTS
 800.762.8876



BELLA TERRATM ClassicTM Driveway Gate

DIMENSIONS

The height and width dimensions for this gate are available in standardized one-foot increments but can be customized to meet unique requirements.

CONFIGURATION

This ClassicTM Driveway Gate can be constructed as a single-leaf gate up to 6' in width. An optional U-frame or Mid-rail is also available.

HARDWARE

Standard Lokk-Latch®, aluminum hinges, and drop rod included with each ClassicTM Driveway gate. Upgrades are available.


SPECIFICATIONS

RESIDENTIAL GRADE

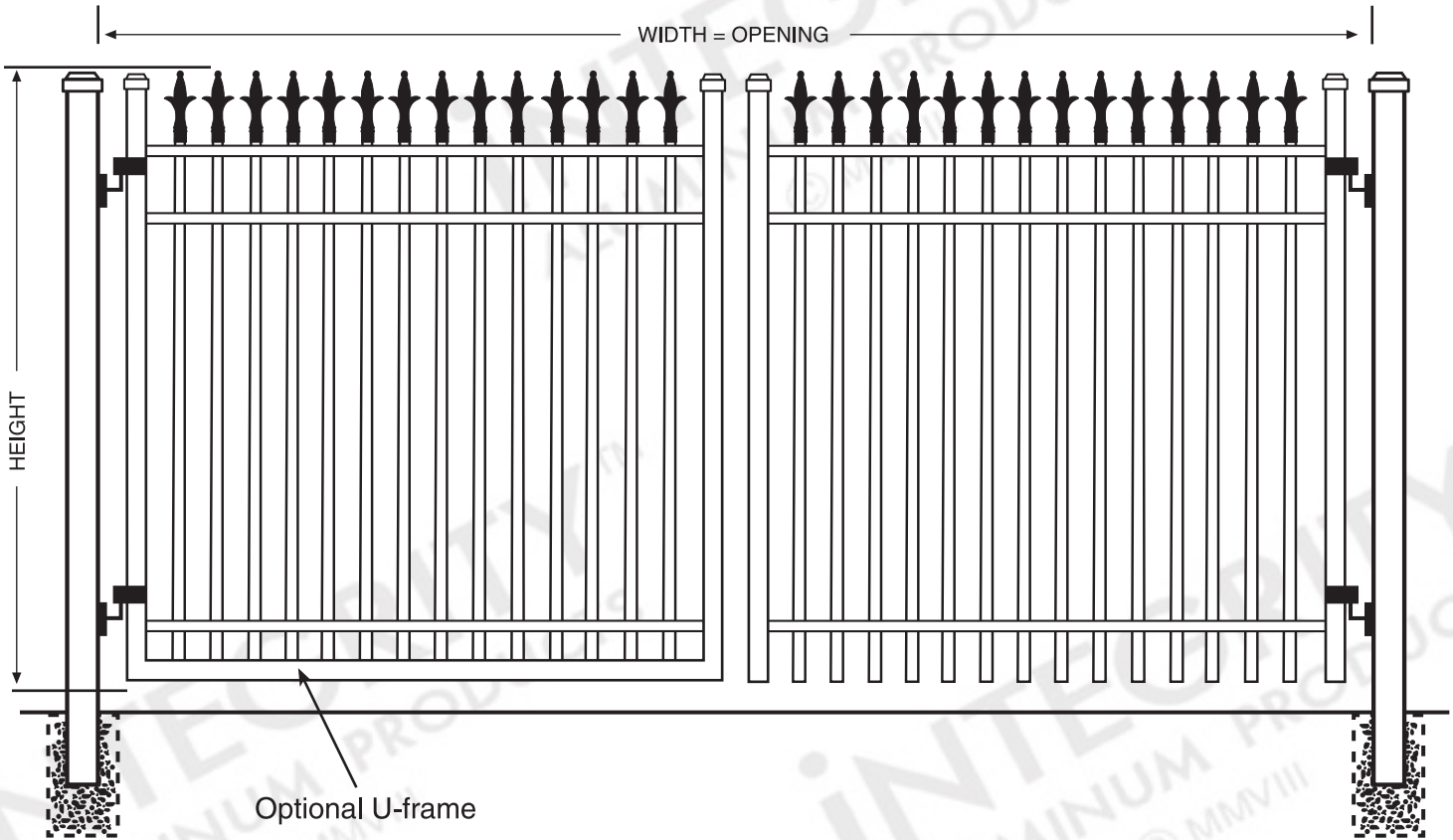
Posts Available	2" x 2" x .060 Wall 2" x 2" x .080 Wall 2" x 2" x .125 Wall 2½" x 2½" x .100 Wall
Gate Frame Uprights	2" x 2" x .080 Wall
Horizontal Rails Side Walls Top Walls	1⅛" x 1" .082" .062"
Vertical Pickets Standard Spacing Extreme Spacing	5⁄8" x 5⁄8" x .055 Wall 3 ¹³ ⁄16" 1 ⁵ ⁄8" Available
Heights Available	Up to 6'
Widths Available	Up to 12'

All Specifications Are Nominal





iNTEGRITYTM
 ALUMINUM PRODUCTS
 800.762.8876



CHARLEMAGNETM

ClassicTM Driveway Gate

DIMENSIONS

The height and width dimensions for this gate are available in standardized one-foot increments but can be customized to meet unique requirements.

CONFIGURATION

This ClassicTM Driveway Gate can be constructed as a single-leaf gate up to 6' in width. An optional U-frame or Mid-rail is also available.

HARDWARE

Standard Lokk-Latch®, aluminum hinges, and drop rod included with each ClassicTM Driveway gate. Upgrades are available.


SPECIFICATIONS

RESIDENTIAL GRADE

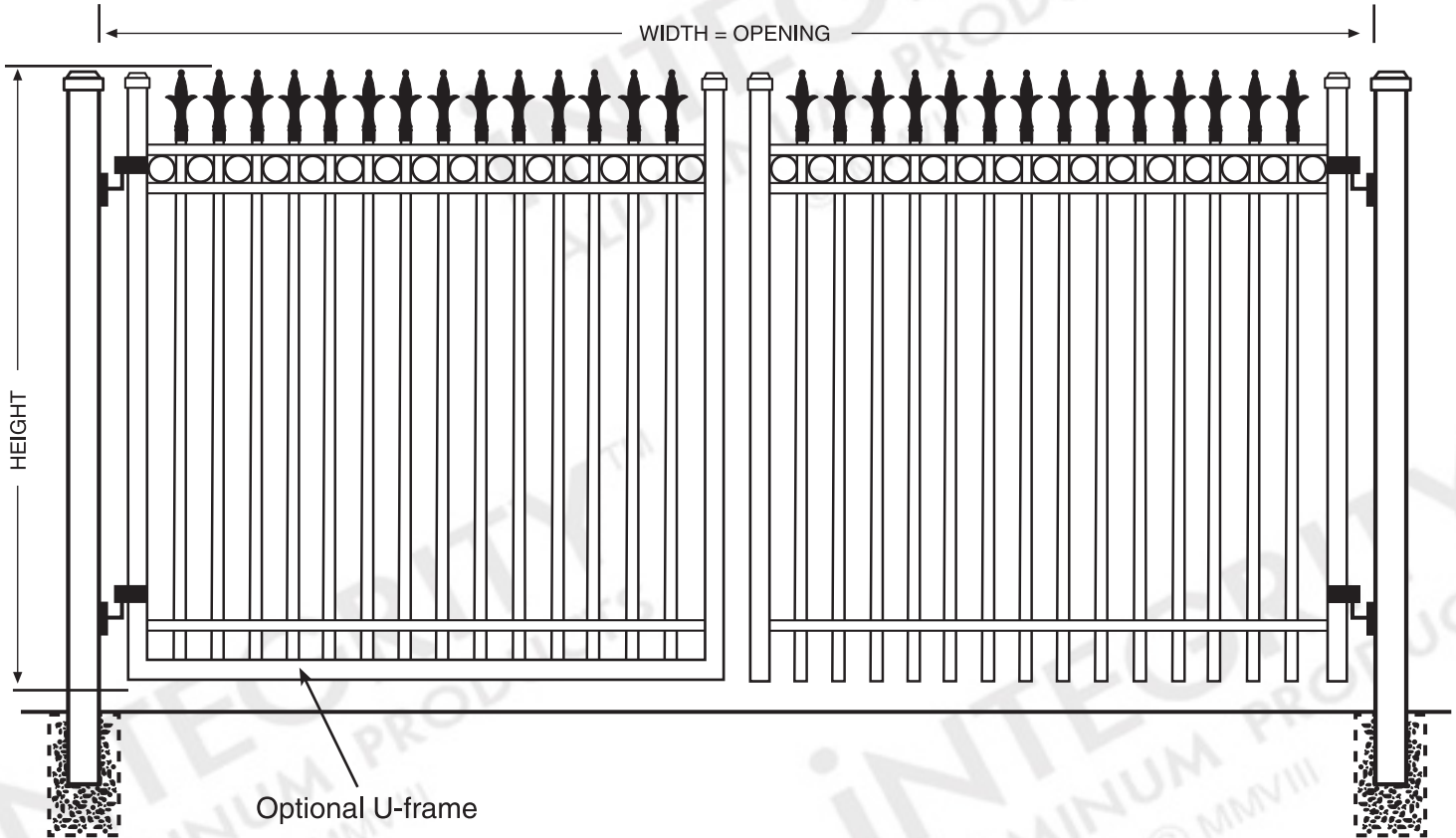
Posts Available	2" x 2" x .060 Wall 2" x 2" x .080 Wall 2" x 2" x .125 Wall 2½" x 2½" x .100 Wall
Gate Frame Uprights	2" x 2" x .080 Wall
Horizontal Rails Side Walls Top Walls	1⅛" x 1" .082" .062"
Vertical Pickets Standard Spacing Extreme Spacing	5/8" x 5/8" x .055 Wall 3 ¹³ / ₁₆ " 1 ⁵ / ₈ " Available
Heights Available	Up to 6'
Widths Available	Up to 12'

All Specifications Are Nominal





iNTEGRITYTM
 ALUMINUM PRODUCTS
 800.762.8876



PROVIDENCETM ClassicTM Driveway Gate

DIMENSIONS

The height and width dimensions for this gate are available in standardized one-foot increments but can be customized to meet unique requirements.

CONFIGURATION

This ClassicTM Driveway Gate can be constructed as a single-leaf gate up to 6' in width. An optional U-frame or Mid-rail is also available.

HARDWARE


Standard Lokk-Latch®, aluminum hinges, and drop rod included with each ClassicTM Driveway gate. Upgrades are available.

SPECIFICATIONS

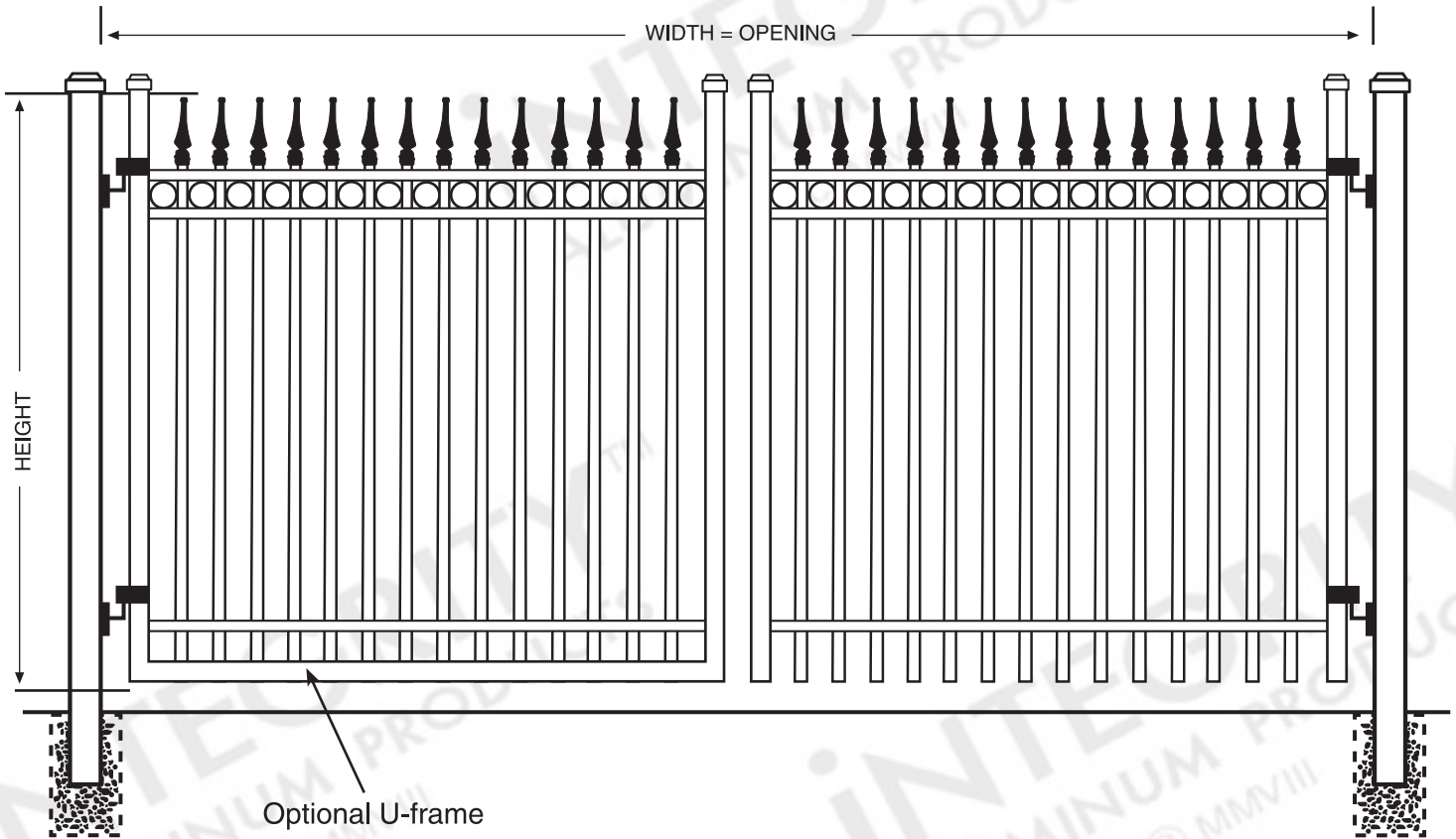
RESIDENTIAL GRADE

Posts Available	2" x 2" x .060 Wall 2" x 2" x .080 Wall 2" x 2" x .125 Wall 2½" x 2½" x .100 Wall
Gate Frame Uprights	2" x 2" x .080 Wall
Horizontal Rails Side Walls Top Walls	1½" x 1" .082" .062"
Vertical Pickets Standard Spacing Extreme Spacing	5/8" x 5/8" x .055 Wall 3 ¹³ / ₁₆ " 1 ⁵ / ₈ " Available
Heights Available	Up to 6'
Widths Available	Up to 12'
All Specifications Are Nominal	





iNTEGRITYTM
 ALUMINUM PRODUCTS
 800.762.8876



CAMELOTTM ClassicTM Driveway Gate

DIMENSIONS

The height and width dimensions for this gate are available in standardized one-foot increments but can be customized to meet unique requirements.

CONFIGURATION

This ClassicTM Driveway Gate can be constructed as a single-leaf gate up to 6' in width. An optional U-frame or Mid-rail is also available.

HARDWARE


Standard Lokk-Latch®, aluminum hinges, and drop rod included with each ClassicTM Driveway gate. Upgrades are available.

SPECIFICATIONS

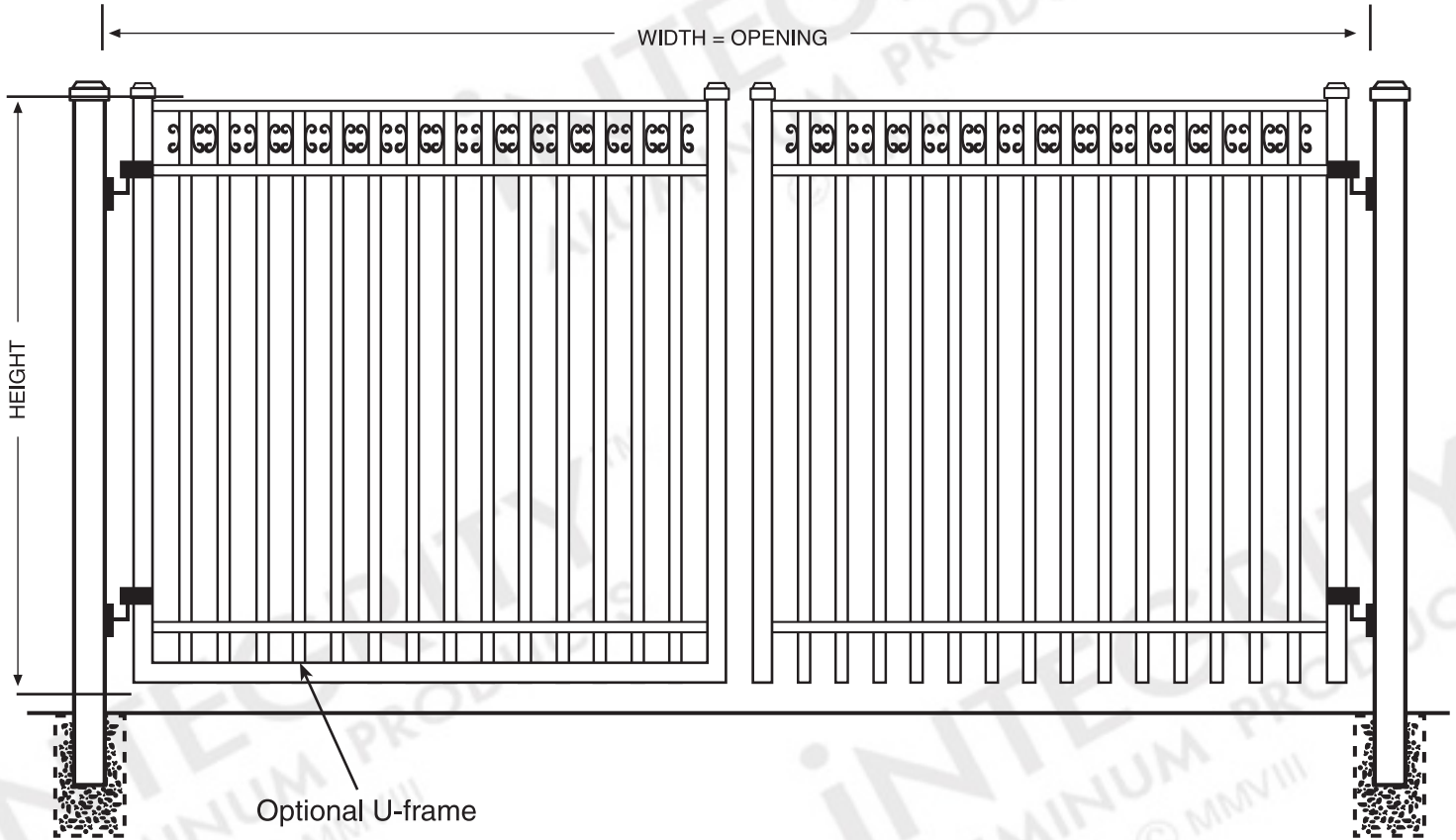
RESIDENTIAL GRADE

Posts Available	2" x 2" x .060 Wall 2" x 2" x .080 Wall 2" x 2" x .125 Wall 2½" x 2½" x .100 Wall
Gate Frame Uprights	2" x 2" x .080 Wall
Horizontal Rails Side Walls Top Walls	1½" x 1" .082" .062"
Vertical Pickets Standard Spacing Extreme Spacing	5/8" x 5/8" x .055 Wall 3 ¹³ / ₁₆ " 1 ⁵ / ₈ " Available
Heights Available	Up to 6'
Widths Available	Up to 12'
All Specifications Are Nominal	





iNTEGRITY™
ALUMINUM PRODUCTS
 800.762.8876



CAMARILLO™ Classic™ Driveway Gate

DIMENSIONS

The height and width dimensions for this gate are available in standardized one-foot increments but can be customized to meet unique requirements.

CONFIGURATION

This Classic™ Driveway Gate can be constructed as a single-leaf gate up to 6' in width. An optional U-frame or Mid-rail is also available.

HARDWARE

Standard Lokk-Latch®, aluminum hinges, and drop rod included with each Classic™ Driveway gate. Upgrades are available.


SPECIFICATIONS

RESIDENTIAL GRADE

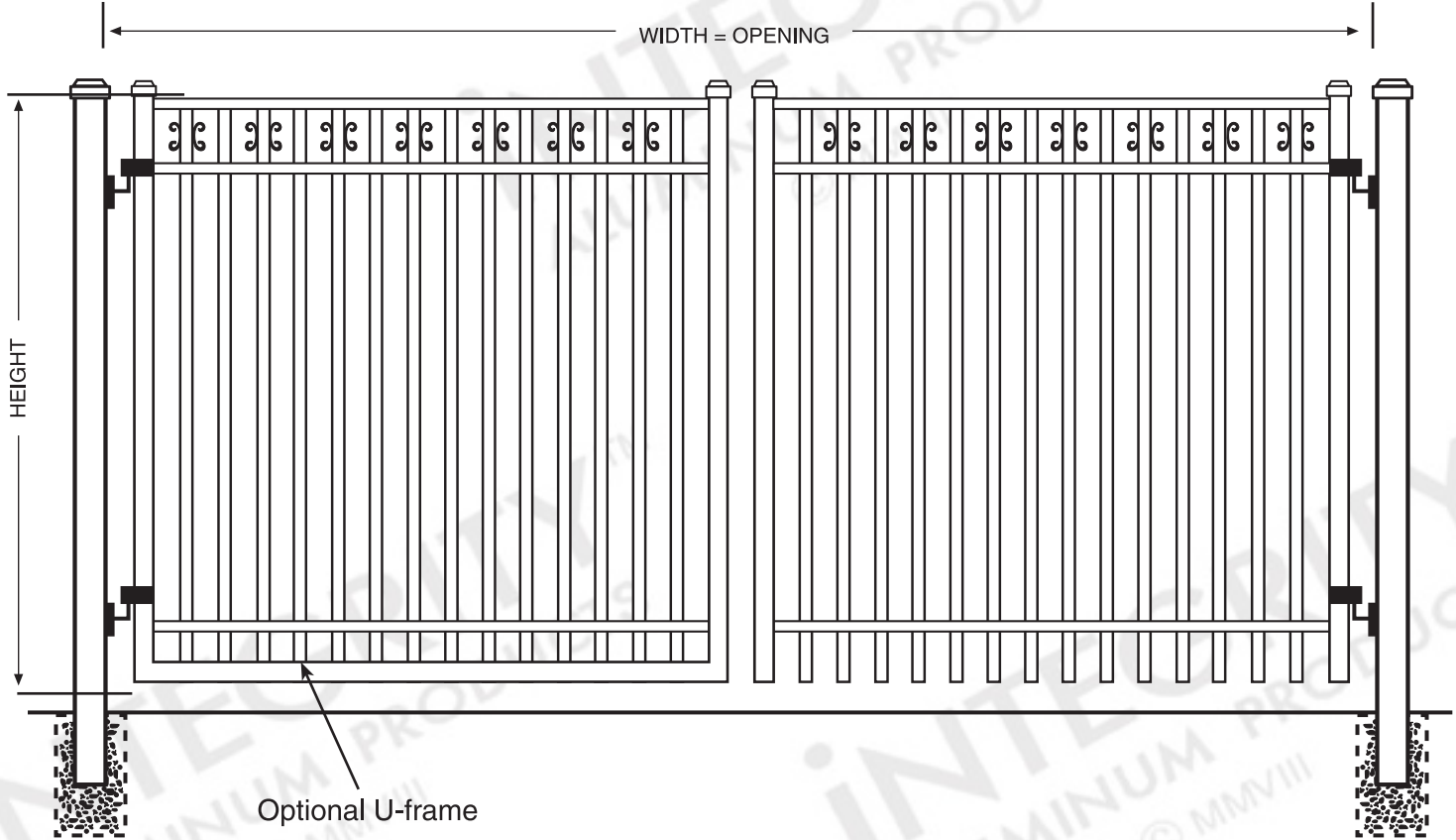
Posts Available	2" x 2" x .060 Wall 2" x 2" x .080 Wall 2" x 2" x .125 Wall 2½" x 2½" x .100 Wall
Gate Frame Uprights	2" x 2" x .080 Wall
Horizontal Rails Side Walls Top Walls	1⅛" x 1" .082" .062"
Vertical Pickets Standard Spacing Extreme Spacing	5/8" x 5/8" x .055 Wall 3 ¹³ / ₁₆ " 1 ⁵ / ₈ " Available
Heights Available	Up to 6'
Widths Available	Up to 12'
All Specifications Are Nominal	



© 2009 Integrity Aluminum Products. Above schematic is intended as a representation only and is not to scale. www.integrityaluminumproducts.com



INTEGRITY
ALUMINUM PRODUCTS
800.762.8876



AMARILLO™ Classic™ Driveway Gate

DIMENSIONS

The height and width dimensions for this gate are available in standardized one-foot increments but can be customized to meet unique requirements.

CONFIGURATION

This Classic™ Driveway Gate can be constructed as a single-leaf gate up to 6' in width. An optional U-frame or Mid-rail is also available.

HARDWARE


Standard Lokk-Latch®, aluminum hinges, and drop rod included with each Classic™ Driveway gate. Upgrades are available.

SPECIFICATIONS

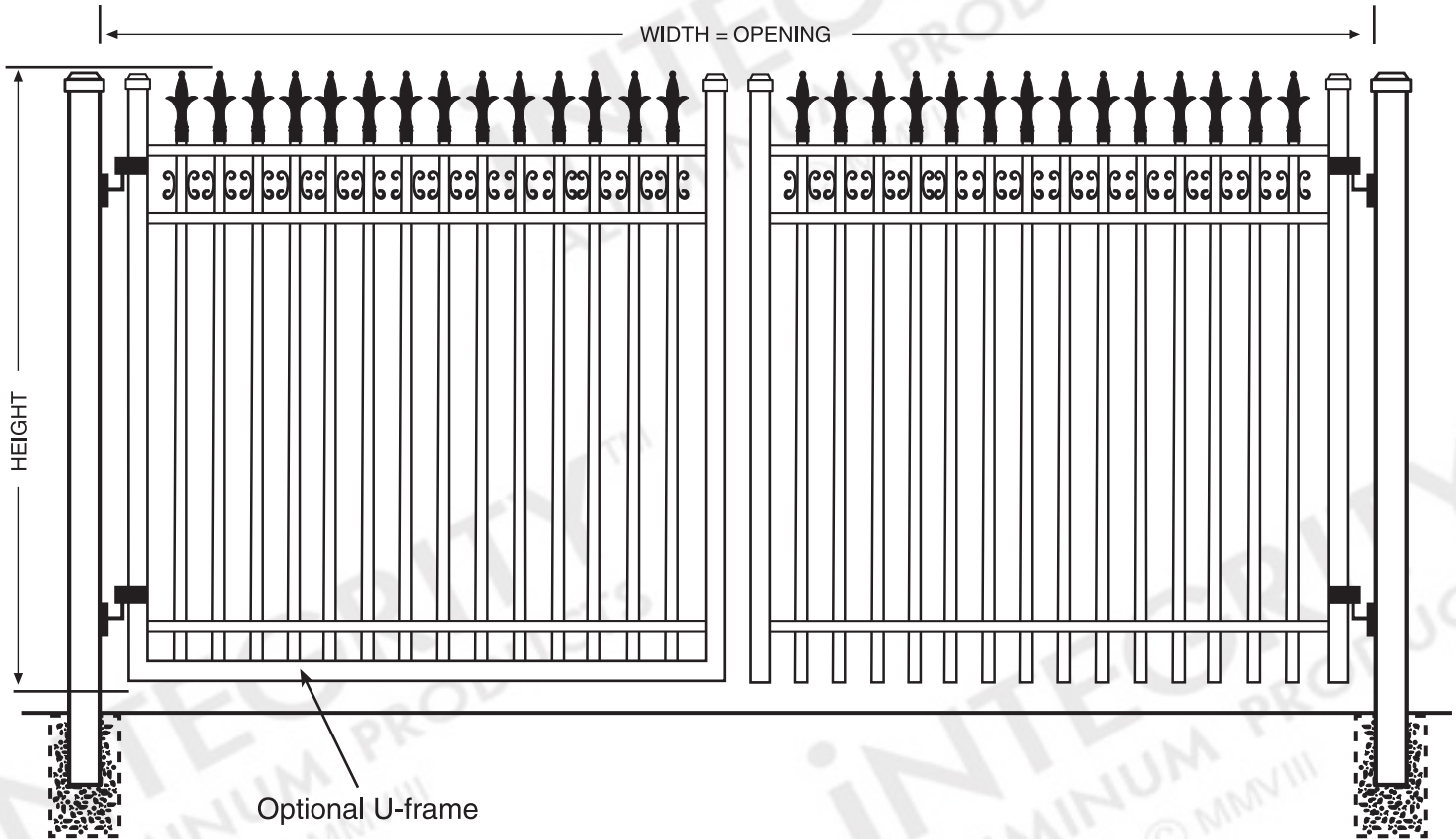
RESIDENTIAL GRADE

Posts Available	2" x 2" x .060 Wall 2" x 2" x .080 Wall 2" x 2" x .125 Wall 2½" x 2½" x .100 Wall
Gate Frame Uprights	2" x 2" x .080 Wall
Horizontal Rails Side Walls Top Walls	1⅛" x 1" .082" .062"
Vertical Pickets Standard Spacing Extreme Spacing	5/8" x 5/8" x .055 Wall 3 ¹³ / ₁₆ " 1 ⁵ / ₈ " Available
Heights Available	Up to 6'
Widths Available	Up to 12'
All Specifications Are Nominal	





iNTEGRITYTM
 ALUMINUM PRODUCTS
 800.762.8876



VALENCIATM ClassicTM Driveway Gate

DIMENSIONS

The height and width dimensions for this gate are available in standardized one-foot increments but can be customized to meet unique requirements.

CONFIGURATION

This ClassicTM Driveway Gate can be constructed as a single-leaf gate up to 6' in width. An optional U-frame or Mid-rail is also available.

HARDWARE

Standard Lokk-Latch®, aluminum hinges, and drop rod included with each ClassicTM Driveway gate. Upgrades are available.

SPECIFICATIONS


RESIDENTIAL GRADE

Posts Available	2" x 2" x .060 Wall 2" x 2" x .080 Wall 2" x 2" x .125 Wall 2½" x 2½" x .100 Wall
Gate Frame Uprights	2" x 2" x .080 Wall
Horizontal Rails Side Walls Top Walls	1⅛" x 1" .082" .062"
Vertical Pickets Standard Spacing Extreme Spacing	5/8" x 5/8" x .055 Wall 3 ¹³ / ₁₆ " 1 ⁵ / ₈ " Available
Heights Available	Up to 6'
Widths Available	Up to 12'

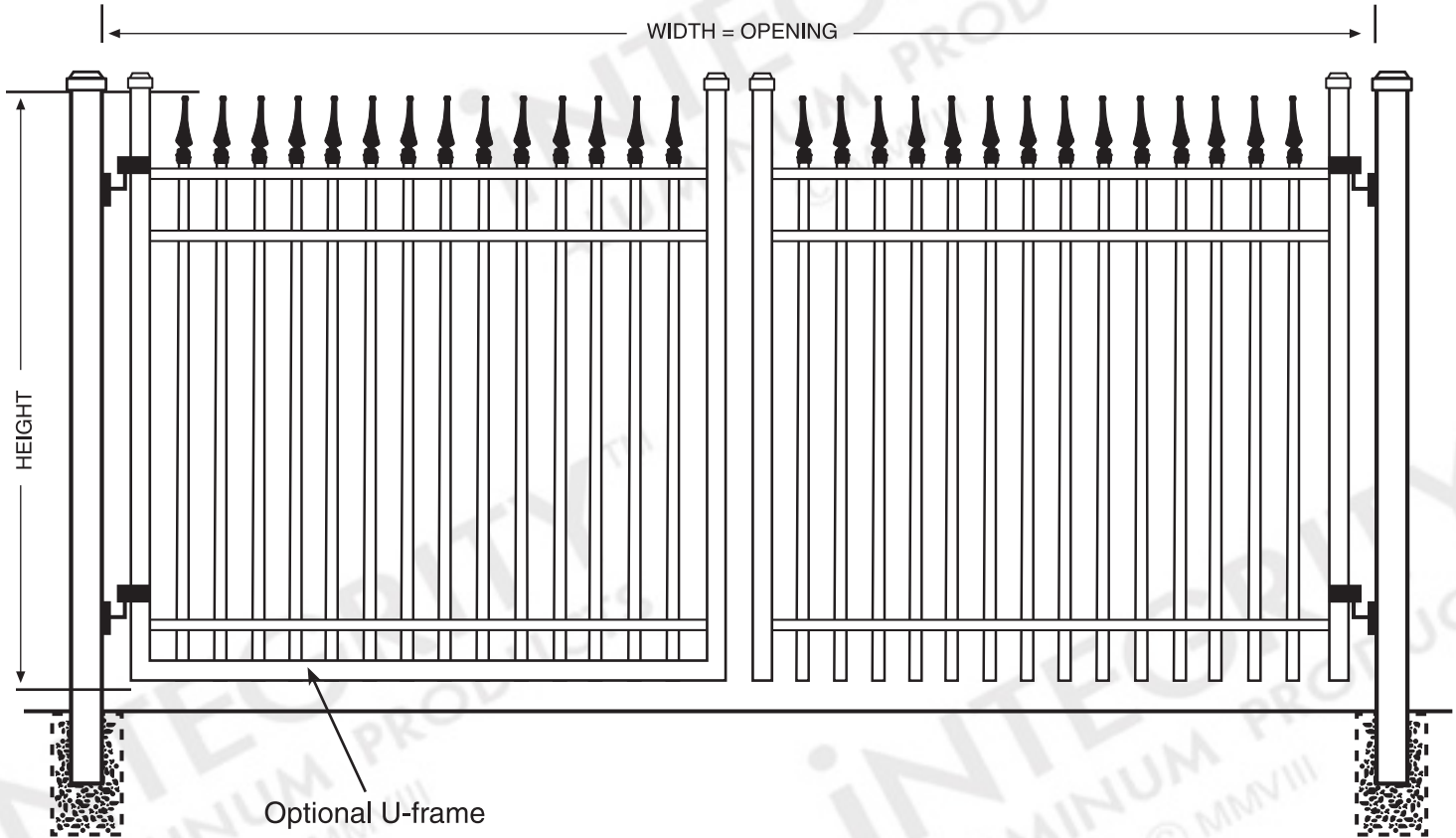
All Specifications Are Nominal



© 2009 Integrity Aluminum Products. Above schematic is intended as a representation only and is not to scale. www.integrityaluminumproducts.com



iNTEGRITY™
ALUMINUM PRODUCTS
 800.762.8876



MISSION POINT™ Classic™ Driveway Gate

DIMENSIONS

The height and width dimensions for this gate are available in standardized one-foot increments but can be customized to meet unique requirements.

CONFIGURATION

This Classic™ Driveway Gate can be constructed as a single-leaf gate up to 6' in width. An optional U-frame or Mid-rail is also available.

HARDWARE

Standard Lokk-Latch®, aluminum hinges, and drop rod included with each Classic™ Driveway gate. Upgrades are available.

SPECIFICATIONS


RESIDENTIAL GRADE

Posts Available	2" x 2" x .060 Wall 2" x 2" x .080 Wall 2" x 2" x .125 Wall 2½" x 2½" x .100 Wall
Gate Frame Uprights	2" x 2" x .080 Wall
Horizontal Rails Side Walls Top Walls	1⅛" x 1" .082" .062"
Vertical Pickets Standard Spacing Extreme Spacing	⅝" x ⅝" x .055 Wall 3 ¹³ / ₁₆ " 1⅝" Available
Heights Available	Up to 6'
Widths Available	Up to 12'

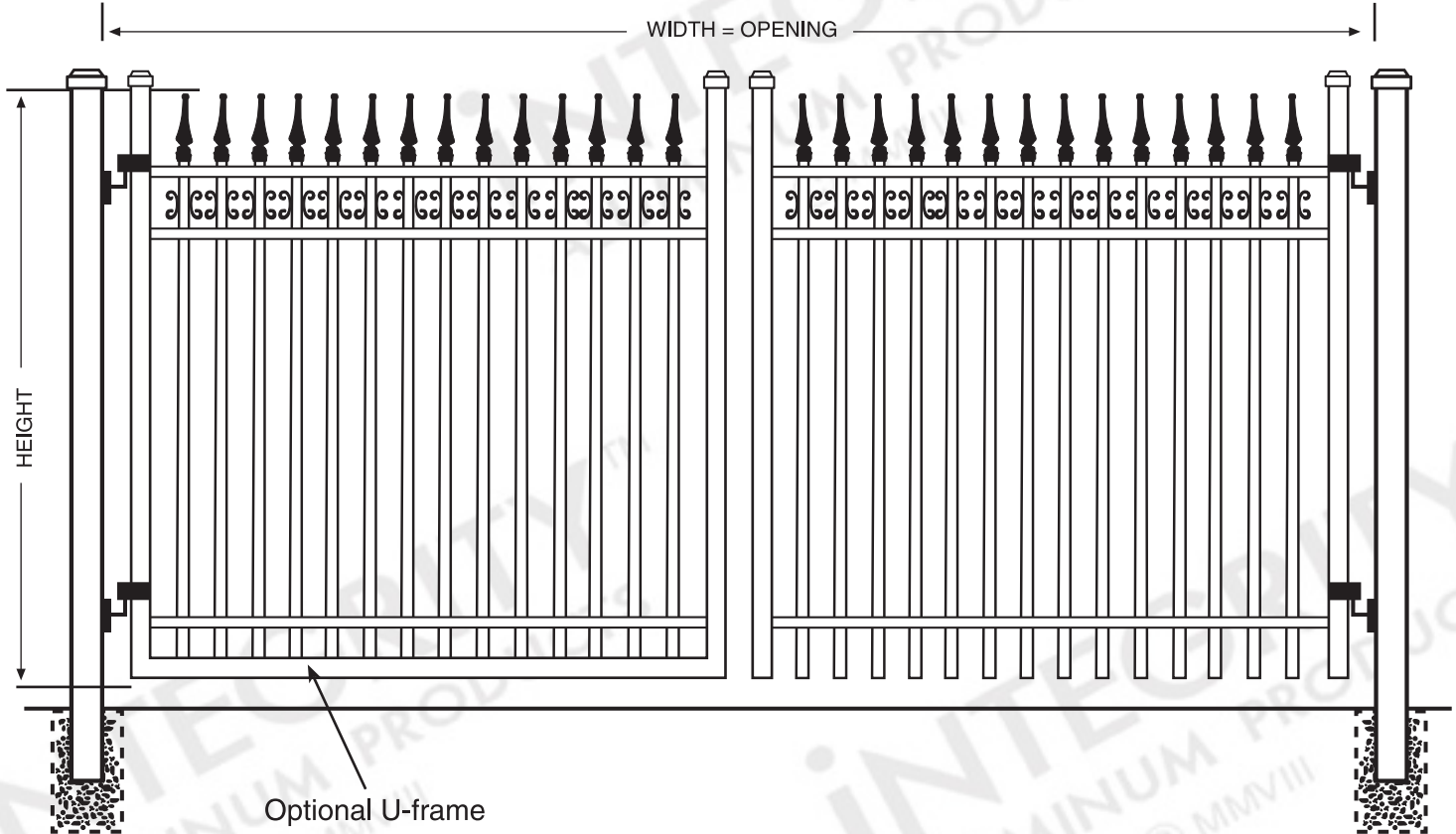
All Specifications Are Nominal



© 2009 Integrity Aluminum Products. Above schematic is intended as a representation only and is not to scale. www.integrityaluminumproducts.com



INTEGRITY
ALUMINUM PRODUCTS
800.762.8876



CASTILE™ Classic™ Driveway Gate

DIMENSIONS

The height and width dimensions for this gate are available in standardized one-foot increments but can be customized to meet unique requirements.

CONFIGURATION

This Classic™ Driveway Gate can be constructed as a single-leaf gate up to 6' in width. An optional U-frame or Mid-rail is also available.

HARDWARE

Standard Lokk-Latch®, aluminum hinges, and drop rod included with each Classic™ Driveway gate. Upgrades are available.

SPECIFICATIONS


RESIDENTIAL GRADE

Posts Available	2" x 2" x .060 Wall 2" x 2" x .080 Wall 2" x 2" x .125 Wall 2½" x 2½" x .100 Wall
Gate Frame Uprights	2" x 2" x .080 Wall
Horizontal Rails Side Walls Top Walls	1⅛" x 1" .082" .062"
Vertical Pickets Standard Spacing Extreme Spacing	5/8" x 5/8" x .055 Wall 3 ¹³ / ₁₆ " 1 ⁵ / ₈ " Available
Heights Available	Up to 6'
Widths Available	Up to 12'

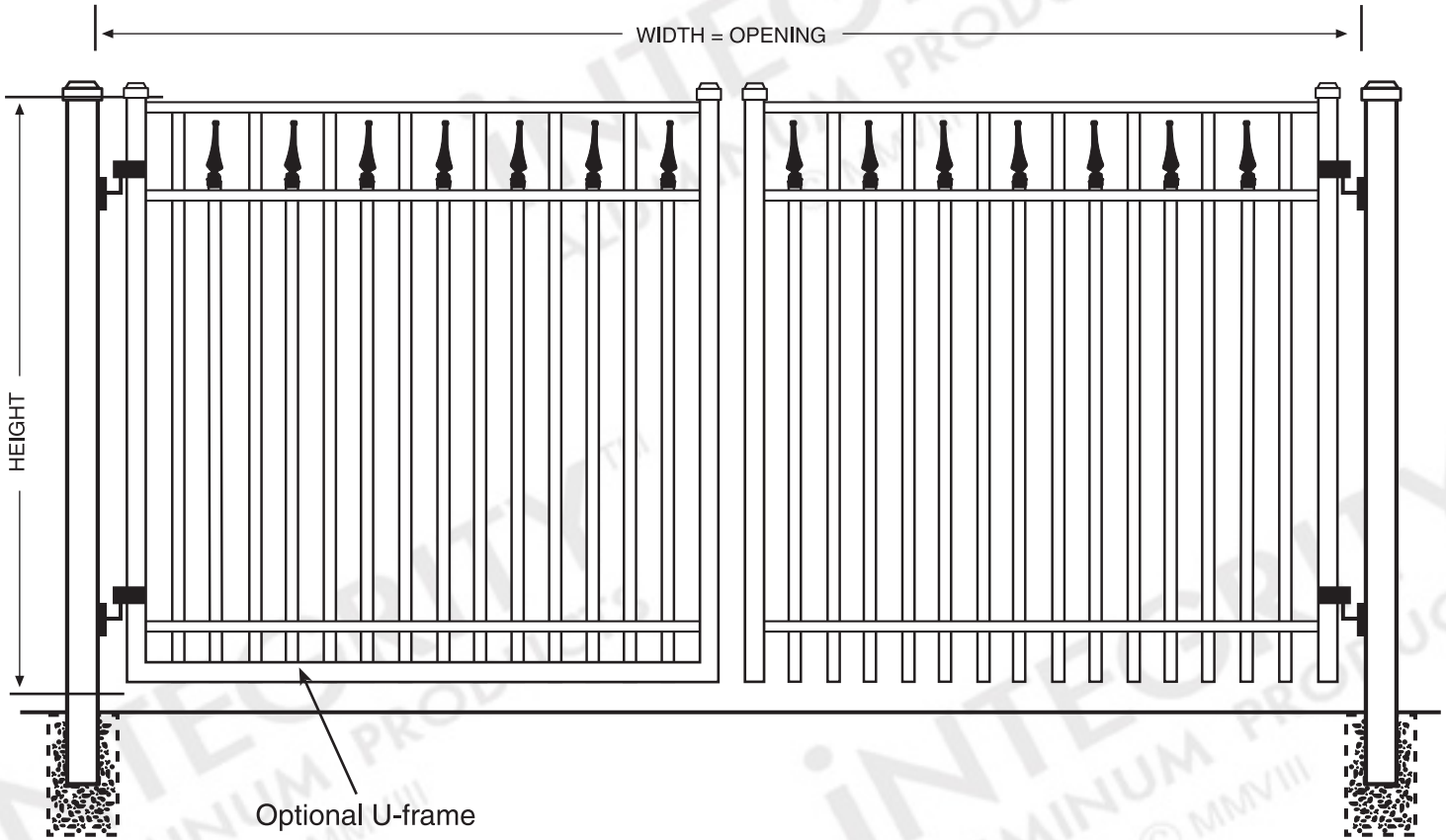
All Specifications Are Nominal



© 2009 Integrity Aluminum Products. Above schematic is intended as a representation only and is not to scale. www.integrityaluminumproducts.com



iNTEGRITYTM
ALUMINUM PRODUCTS
800.762.8876



EXCELSIORTM ClassicTM Driveway Gate

DIMENSIONS

The height and width dimensions for this gate are available in standardized one-foot increments but can be customized to meet unique requirements.

CONFIGURATION

This ClassicTM Driveway Gate can be constructed as a single-leaf gate up to 6' in width. An optional U-frame or Mid-rail is also available.

HARDWARE

Standard Lokk-Latch®, aluminum hinges, and drop rod included with each ClassicTM Driveway gate. Upgrades are available.

SPECIFICATIONS

RESIDENTIAL GRADE

Posts Available	2" x 2" x .060 Wall 2" x 2" x .080 Wall 2" x 2" x .125 Wall 2½" x 2½" x .100 Wall
Gate Frame Uprights	2" x 2" x .080 Wall
Horizontal Rails Side Walls Top Walls	1⅛" x 1" .082" .062"
Vertical Pickets Standard Spacing Extreme Spacing	5/8" x 5/8" x .055 Wall 3 ¹³ / ₁₆ " 1 ⁵ / ₈ " Available
Heights Available	Up to 6'
Widths Available	Up to 12'
All Specifications Are Nominal	

